



THANET

Thanet, to the northeast of Kent is largely a coastal district, with north, east, and southeast facing coastlines. Historically, the main towns of Margate, Broadstairs and Ramsgate were traditional seaside holiday towns but have suffered from seasonal employment and deprivation.

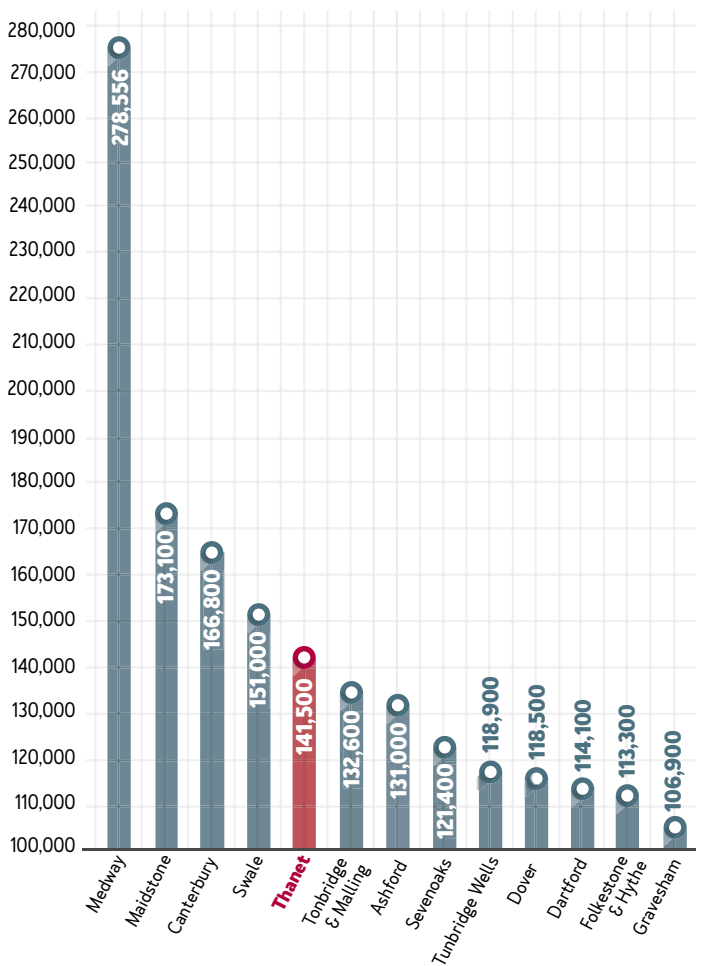
Thanet is the fifth most deprived in the country for the IMD 2019 indicator measuring children and young people's education, skills, and training. Margate Central and Cliftonville West are the most deprived wards.

Largely a coastal district, with north, east and southeast facing coastlines

Thanet is the most deprived district in Kent and Medway

DEMOGRAPHICS

Resident population of 141,500.



PRIORITY AREAS OF NEED

1. Tackling inequalities and changing attitudes for people with Special Educational Needs and disability

Thanet district has the highest proportion of disability benefit claimants in the county with 11.4% (16,222 people) of the resident population claiming DLA (Disability Living Allowance), Personal Independence Payment (PIP) or Attendance Allowance (AA).¹⁴⁴ Thanet also has the highest proportion of the resident population stating that a health condition or disability limited their day-to-day activities to some degree.¹⁴⁵ Disability is one of the strongest predictors of living in poverty. Nearly half of all those living below the breadline live in a household where someone is disabled. In addition to adult disability, Thanet also has the highest prevalence of SEN generally amongst children and in particular, the highest level of autism.¹⁴⁶

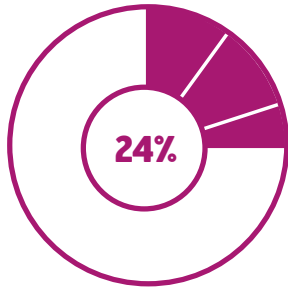
2. Mitigating the long-term impact of child poverty and disadvantage to improve life chances

Thanet has the highest number and proportion of children living in absolute low-income families in Kent.¹⁴⁷

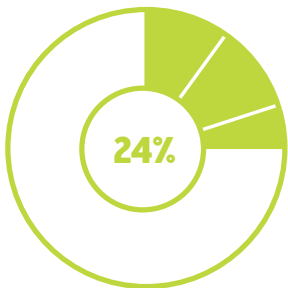


Thanet residents have the lowest

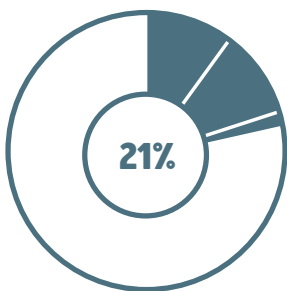
Almost half of the wards in Thanet (48%) are within the 20% of wards in Kent with the highest proportion of children living in poverty (18% or more children in absolute low-income families).¹⁴⁸ More than a quarter of under 4's in Thanet live in absolute low-income families, and almost a fifth of under 16's.¹⁴⁹



The percentage of children in Thanet in receipt of Free School Meals¹⁵⁰



Nearly a quarter of children in Thanet are in low income families¹⁵¹



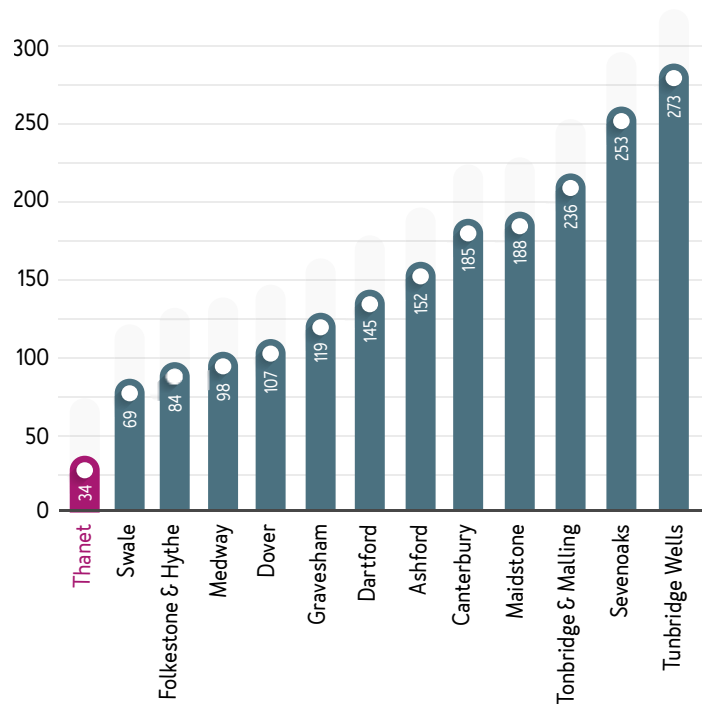
A fifth of children in Thanet live in absolute low-income families¹⁵²

From evidence we know that many families living in absolute low-income and/or accessing benefits like Universal Credit may be tipped into food poverty and debt.

DEPRIVATION

Thanet is the most deprived district in Kent and Medway.

A rank of 1 on the table below, is the most deprived. There are 333 local authorities in England.



CASE STUDY

Thanet Food Link operate by using a voucher system, taking referrals from agencies who work directly with people in need including Children's Centres, support agencies, schools, associations supporting disabled people, Community Centres and NHS Health Trainers.

The voucher a client receives provides them and those in their household with a minimum of three days emergency food.

"This has been an unprecedented year for Thanet Food Link as we supported people impacted by the Covid-19 pandemic. We remained open for business throughout the pandemic and were pleased to have been able to increase the production of food parcels as demand increased, with fantastic support from our local community – individuals, organisations and businesses. Food parcel distribution increased from 130 per month to 1,000 per month at the height in June 2020 and remains at around 500 per month.

"Numerous people came to the Food Link in desperation thinking it was something they would never have to do but lengthy furlough or sudden unemployment especially with children being off school and access to benefit agencies limited - we were lifesavers. We will continue to do all we can to support those who would otherwise be hungry."

3. Protection of vulnerable children and young people

The high numbers of vulnerable children in Thanet are inevitably linked to its high levels of child poverty. The district is ranked worst for a number of indicators including numbers of missing children, number of children in care and children subject to a child protection plan.

94

Missing children and young people [Q4 2020]¹⁵⁴

90

Children in care aged 0-17 including unaccompanied Asylum Seekers per 10,000¹⁵⁵

50

Children subject to a Child Protection Plan¹⁵⁶

4. Alleviating circumstances that lead to poor mental health and loneliness to build resilience and aid recovery

The high deprivation levels in Thanet provide a backdrop to a picture of poor mental health. Thanet ranks worst for average happiness ratings and average life satisfaction levels and has the highest levels of mental

health in the county. Thanet has the highest number of single person households in Kent and ranks loneliest in the county and 68th out of 333 Local Authorities for persons over 65.

5. Education, employment and enterprise

Residents in Thanet have the lowest median weekly full-time earnings at £507.70.¹⁵⁷ People living in Thanet also have the lowest weekly earnings of the Kent districts, within the bottom 20% in England.¹⁵⁸ Thanet has the lowest resident earnings in Kent and second lowest in the whole of the Southeast.¹⁵⁹

One person households¹⁶⁰

20,646

Rank of loneliness by local authority 65+¹⁶¹

68th

68th of 333 Local Authorities

Households in receipt of Housing Benefits¹⁶²

11.5%

Estimated prevalence of common mental health conditions (16+) per 100¹⁶³

18.2%

Recorded prevalence of serious mental health conditions 18+¹⁶⁴

1.12%

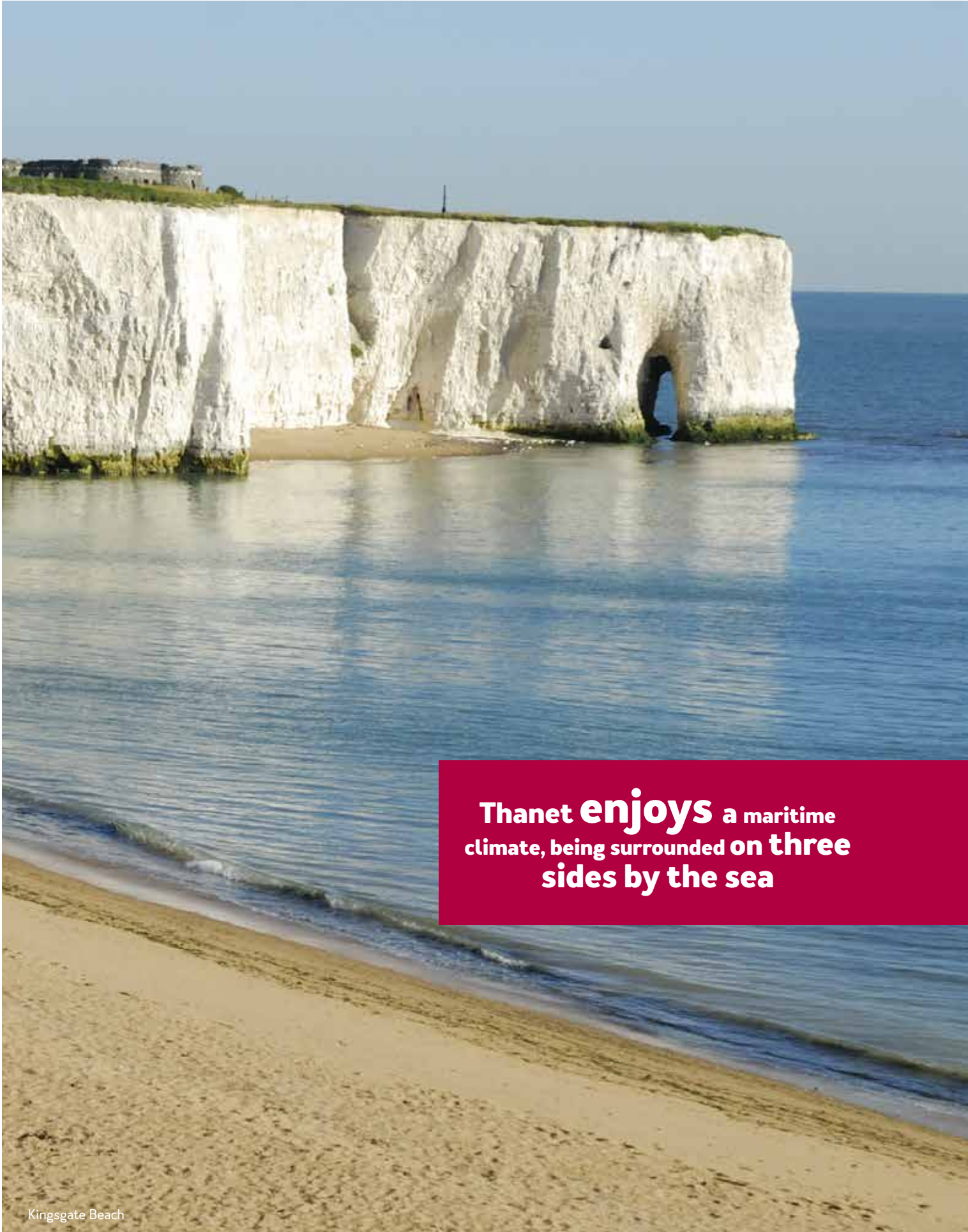
Fuel Poverty - Affecting 10% of the district¹⁶⁵

10%

Thanet ranked worst in the county for all the above.



Thanet has the highest proportion of disability benefit claimants in the county



Thanet enjoys a maritime climate, being surrounded on **three sides** by the sea

Kingsgate Beach